

**saveBOARD betterJOINERY**

**Ultima Laminate**

Design Guide



# Ultima Laminate



## Design Guide

### Product Description

saveBOARD betterJOINERY – Ultima Laminate is a perfect blend of sustainability and the epitome of luxury. We have joined forces with [Ultima](#) - a team of skilled artisans and craftsmen to provide a circular economy solution for laminate products. Designers, architects, specifiers and joiners can now use a product that is recyclable at end of life with a luxurious finish that is achieved with the Ultima selection of designer Laminate panels.

Elevate your space with sleek modern designs to classic elegance, discover the perfect touch of sophistication for your interior combined with a circular economy substrate. The saveBOARD substrate is a structural composite panel made from 99% shredded and compressed composite packaging. No water, glues or resins are used during the manufacture process of the substrate.

### Not Perfect

saveBOARD products are made from recycled waste packaging and as such are not perfect. The dimensional tolerance is + / - 0.5mm and the weight + / - 10%/sheet.

The surface of betterJOINERY Ultima Laminate may show surface minor dimpling with light or glare on the surface. It is less evident in the rustic, veined or textured laminate profiles.

These are standard characteristics of a saveBOARD product. More information can be found here on the website. Link [Not Perfect | saveBOARD – Sustainable Building Materials](#)



### betterJOINERY Ultima Laminate

#### Scope of Use:

- Benchtops
- Vanities
- Cabinetry fronts
- Feature panels
- Retail furniture
- Bar tops/fronts
- Dining/coffee tables
- Wall linings
- Desktops

#### Limitations:

- Internal use only
- Do not use in exterior applications.
- Do not use where subject to continuous water exposure ie. Bathrooms.
- Group 3 fire rating



### Ultima Laminate x saveBOARD Benefits

Using saveBOARD as a substrate for Ultima High Pressure Laminate (HPL) creates the innovate product that is circular in design.

The saveBOARD process is based on mixing wood fibre with soft plastics to make our composite board products. HPL is made from paper/fibre (40-70%) and remainder resins. Recycling Ultima Laminates that use saveBOARD as a substrate is no different to our other products. Typically, we use 15-25% recycled saveBOARD by weight in our new products. The laminate is around 5% of each board; based on using 100% recycled HPL boards the remanufactured product would contain 1.0-1.25% HPL by weight.



Abrasion Resistant - Highly Durable



Anti Bacterial



Heat Resistant



Scratch Resistant




Impact Resistant



100% Recyclable



Cost Savings



## Handling

When manually handling saveBOARD betterJOINERY – Ultima Laminate ensure the panels are lifted correctly. For safety, we recommend a minimum of 2 people.

## Storage

Store internally only. Lay flat on suitable bearers. The spacing between the bearers should be no more than 600mm apart.

It is good to trade practice to allow sheet materials to climatize to the site conditions for 48 hours prior to Installation.

## Maintenance & Warranty

betterJOINERY Ultima Laminate pre-finished panels are inherently impact resistant, durable and suitable for high contact areas with wipe down surface.

Please refer to the Maintenance & Warranty documents on the Ultima website:

<https://ultima.nz/documents/>

## Installation Instructions:

### Working safely with saveBOARD & Ultima

All saveBOARD products are safe to work and live with. All saveBOARD products are Volatile Organic Compounds (V.O.C.'s) and formaldehyde free. We use food grade packaging that is inherently safe, all we do is shred, add heat + pressure to form our saveBOARD betterJOINERY substrate.



The HPL can be cut, drilled, in the same manner and methods as other HPL products. Cutting HPL does not create any toxic dust, vapors, or other potentially harmful inhalants, but we recommend you always follow Health & Safety best practices.

A Material Safety Data Sheet for the saveBOARD substrate is on the website [www.saveBOARD.nz](http://www.saveBOARD.nz) & [www.saveBOARD.com.au](http://www.saveBOARD.com.au) The HPL information can be found on <https://ultima.nz/documents/>

All Ultima laminates are also safe to work and live with. An extensive range of technical specifications along with care and maintenance instructions. They can be found on: [www.ultima.nz/documents/](http://www.ultima.nz/documents/)

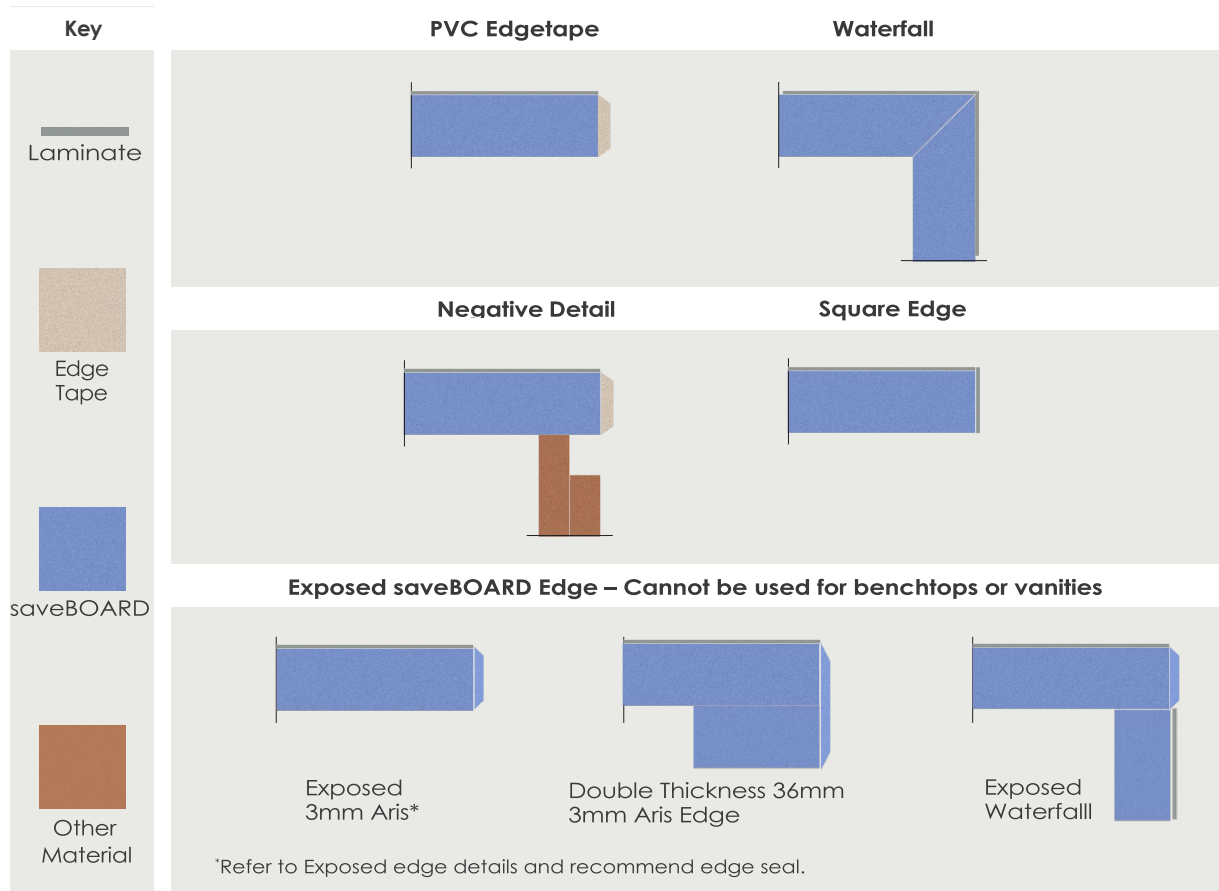
## General

**Heat** Do not install the boards adjacent to, or behind heat source. To meet splash back requirements, gas cooking must be at least 200mm from the closest gas ring. For electric or induction cook tops at least 100mm from the closest heating element.



## Edge Profiles

There are a variety of unique profiles available for Laminate benchtop edges, the following are recommended edge profiles including:





## Edge Tape

1mm edge tape is available to match selected colours.

- We recommend a minimum of 18mm thickness for benchtops and 12mm for panels.
- Overhang up to 250mm with 32mm profile.

The edge tape blends with the benchtop disguising the black edge, creating a seamless finish found on more expensive wood, stones, granites and quartz surfaces.



## Exposed saveBOARD Edge

The saveBOARD exposed edge can be maintained as part of the laminate as long as the cut edge is sealed. We recommend either an epoxy or polyurethane edge seal. Make sure the cut edge is clean and dust free and follow the manufacturer's instructions.

**Note:** Benchtops & Vanities must use edge tape due to risk of water ingress if the edge seal is compromised.



## Fixings

### Screw Type

The best results are obtained with parallel thread screws such as the Twinfast or particle board screws. Conventional wood screws are not recommended. We recommend 8g for 18mm and 6g for 12mm thick.

### Pilot Hole / Depth

A pilot hole is recommended to avoid splitting during edge screw fixing. 6g screws should be pre-drilled with 2.5mm holes and 8g screws with 3mm.


A pilot hole depth should be drilled 2-3mm beyond the expected depth of the screws.

### Screw Position

The position of screws inserted into the faces and edges of saveBOARD substrate should be decided in relation to board thickness and screw size. Screws inserted into the edges should be not less than 25mm from the corners.





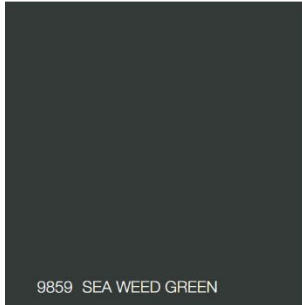

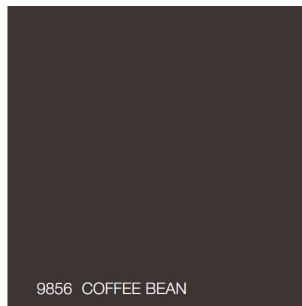



### Screw Holding

saveBOARD substrate provides excellent screw holding strength into the perpendicular face. Edge screw hold is similar to MDF.



## Finishes – AFX Laminate (Anti Fingerprint Surfaces)

The AFX range is one of the finest ultra-matt surfaces with its distinguishing feature of anti-fingerprint surfaces. The Ultima laminates and compacts are anti-bacterial, anti-virus, almost zero reflection surface, hydro, mould and scratch-resistant too, making for effortless maintenance.



## Finishes – Wood Grain Laminate

Ultima maintain a standard range of stock laminates as well as indent products. The full range can be found on [www.ultima.nz/shop/](http://www.ultima.nz/shop/) which can all be applied to saveBOARD betterJOINERY substrate.



631  
Knotty Cypress



0719  
Warm Maple




5027  
Ghost Ash



5053  
Driftwood



5418  
Aged Elm



9604  
Toasted Oak




5325  
Weathered Gum




5314  
Bark




5059  
Brushed Chestnut



5516  
Veined Bark




5034  
Striped Teak




5044  
Spiced Walnut



5042  
Smoked Beech



5522  
Cross Striped Teak





## Finishes - Retro Flare Laminate

The following Retro Flare range of laminates are kept in stock. The full range is available on [www.ultima.nz/shop/](http://www.ultima.nz/shop/)



Black



White




3823  
Eggshell



5603  
Stone Snake



9001  
Sliver Eclipse



5878  
Woven Ash



5620  
Vinyl Thunder



3751  
Sand Storm



5531  
Rustic Slate



5533  
Weathered Slate



5536  
Chocolate Chaos




924  
Copper Rain



3754  
Autumn Spice



5552  
Crimson Fall



## ADDITIONAL INFORMATION

saveBOARD is committed to a sustainable future. saveBOARD has many environmental certifications & labels as listed below.

### Designing Out Waste

saveBOARD is focused on several initiatives that design out waste in the built environment, these include:

💰 **Free Return Service:** Send back off-cuts and end-of-life products to be remanufactured into new materials. It costs less than landfill and better for the planet.

🗑️ **Recycling Manufacturing Waste:** Side trimmings and reject boards are continuously recycled into new saveBOARD products.

♻️ **Soft Plastics Recycling:** Create your own circular solution. As a saveBOARD customer you are eligible to recycle your operational soft plastic waste free of charge.

### GreenStar Credits

The use of saveBOARD products will earn, or contribute towards earning, Green Star credits. NZ and AU have similar Green Star criteria, they include:



### Life Cycle Impacts

saveBOARD are low-carbon products and our EPD's provide full life cycle analysis.

### Sustainable Products

Only one of following Credits may be claimed per product ie saveBOARD products currently meet 3 out the 4 requirements, but you can only claim against one requirement.

### Sustainable content

saveBOARD products contain 99% recycled content.

### EPD (Environmental Product Declaration)


Our EPD's are available on our website [www.saveboard.nz](http://www.saveboard.nz) & [www.saveboard.com.au](http://www.saveboard.com.au)

### Third Party

Certified by Eco Choice Aotearoa, and GECA Ecolabel both Level A certifiers.

### Stewardship Program

saveBOARD has a Product Steward Program that qualifies for this criterion.



## Construction and Demolition Waste

Credits for this clause are claimed for the total amount across the project. Soft plastic waste generated on site can be collected and sent to saveBOARD to use in the manufacture of new board. This can be included in the overall total.

## Environmental Labels

### Declare Label

Declare is a database of non-toxic, sustainably sourced building products that meet the stringent requirements of the International Living Future Institute's Living Building Challenge.



Declare label is available for all saveBOARD products. Declare is like a nutritional label for building products, offering specifiers, contractors and building users insight into the ingredients used in the manufacture of building products. All saveBOARD products have all achieved Red List Free status.

### Eco Choice Aotearoa

Eco Choice Aotearoa is New Zealand's official ecolabel. More than listing sustainable products for green homes or businesses, Eco Choice's Type I ecolabel offers strong, independent proof of environmental best practice for those products and services that bear the mark.



### GECA Certified

Good Environmental Choice Australia provides a credible and independent standard to guide people who want to purchase and use products that are proven to be better for the environment. Environmental Choice operates to internationally recognised standards and principles, and is a member of GEN, the Global Ecolabelling Network, which links a world of environmentally preferable products and services.

